

PROJECT:	Wells County Public Library Renovations	SUPPLEMENTAL INFORMATION (SI) NUMBER:	16.1
		DATE OF ISSUE:	4/6/2020
OWNER:	WCPL	CONTRACT FOR:	General Construction
		CONTRACT DATED:	12/9/2019
TO CONTRACTOR:	CME Corporation	ARCHITECT'S PROJECT NUMBER:	19067

Submit proposal or proceed with the Work as indicated below:

- ☒ Supplemental information issued as PROPOSAL REQUEST: Please submit an itemized proposal for changes in the Contract Sum and Contract Time for proposed modifications to the Contract Documents described herein. THIS IS NOT A CHANGE ORDER, A CONSTRUCTION CHANGE DIRECTIVE OR A DIRECTION TO PROCEED WITH THE WORK DESCRIBED IN THE PROPOSED MODIFICATIONS. Contractor to receive written approval by the Architect prior to commencing work.
- ☐ *SUPPLEMENTAL INSTRUCTIONS shall be carried out in accordance with the modifications to the Contract Documents described herein issued in accordance with Contract Documents without change in Contract Sum or Contract Time. Proceeding with the Work in accordance with these instructions indicates your acknowledgement that there will be no change in the Contract Sum or Contract Time.*
- ☐ *The Work described in the supplemental information to be performed on a "TIME AND MATERIALS" (T&M) basis. Contactor to receive written approval by the Owner for the scope of work described herein prior to commencing work.*

SUMMARY: New Lighting and Ceiling in 103, 155 and 159
DESCRIPTION:

Contractor to provide price and cost breakdown for owner approval prior to proceeding.

Contractor to provide the cost for the demolition of lighting in Meeting Room 103, Meeting Room A 159, and Meeting Room B 155, as shown on attached documents.

Contractor to provide the cost for the addition of new fixtures specified in Meeting Room 103, Meeting Room A - 159, and Meeting Room B - 155 as shown on attached documents. Contractor to provide all hardware, accessories, conduit and conductors for a complete and code compliant system.

Contractor to provide the cost to carefully disconnect and remove all the ceiling mounted supply air diffusers and return air grilles located in the suspended acoustical ceiling of Meeting Room 103, Meeting Room A 159, and Meeting Room B 155. Mechanical contractor shall provide and install new ceiling mounted supply air diffusers and return air grilles in the same locatoin as previously removed diffusers and grilles and re-connect to the existing ductwork. All new diffusers and grilles are to match the type and size called out on the Diffuser Schedule found on sheet M-501 of construction documents. All supply air diffusers shall be Titus 24"x24" model "TMS" with a neck size required to match existing ductwork. All return air grilles shall be Titus 24"x24" model "50F".

\$13,644.76

ATTACHMENTS: ESI #12 R1
ISSUED BY: Craig Campbell
CC: WCPL, CME, Andrew Hesterman

Engineering Supplemental Information

6534 Constitution Drive
Fort Wayne, IN 46804
(260) 436-9213
fax (260) 432-5481

ENGINEER'S SUPPLEMENTAL INSTRUCTIONS #12 R1
Wells County Public Library Renovation
200 West Washington Street
Bluffton, IN 46714
Commission No. 192414

April 6, 2020

- Item No. 1:** On sheet E-001, the electrical contractor shall state the cost for the demolition of lighting in Meeting #103, Meeting A # 159, and Meeting B #155, as shown on attached Supplemental Information Drawing 2414E001-03-25-2020-SI-16.
- Item No. 2:** On sheet E-201, the electrical contractor shall state the cost for the addition of new fixtures as specified in Meeting #103, Meeting A # 159, and Meeting B #155, 128 as shown on attached Supplemental Information Drawing 2414E201-03-25-2020-SI-16. Contractor provide all hardware, accessories, conduit, and conductors for a complete and code compliant system.
- Item No. 3:** On sheet M-201, the mechanical contractor shall state the cost to carefully disconnect and remove all the ceiling mounted supply air diffusers and return air grilles located in the suspended acoustical ceiling of Meeting #103, Meeting A # 159, and Meeting B #155. Mechanical contractor shall provide and install new ceiling mounted supply air diffusers and return air grilles in the same location as previously removed diffusers and grilles and re-connect to the existing ductwork. All new diffusers and grilles are to match the type and size called out on the Diffuser Schedule found on sheet M-501 of the construction documents. All supply air diffusers shall be Titus 24"x24" model "TMS" with a neck size required to match the existing ductwork. All return air grilles shall be Titus 24"x24" model "50F".

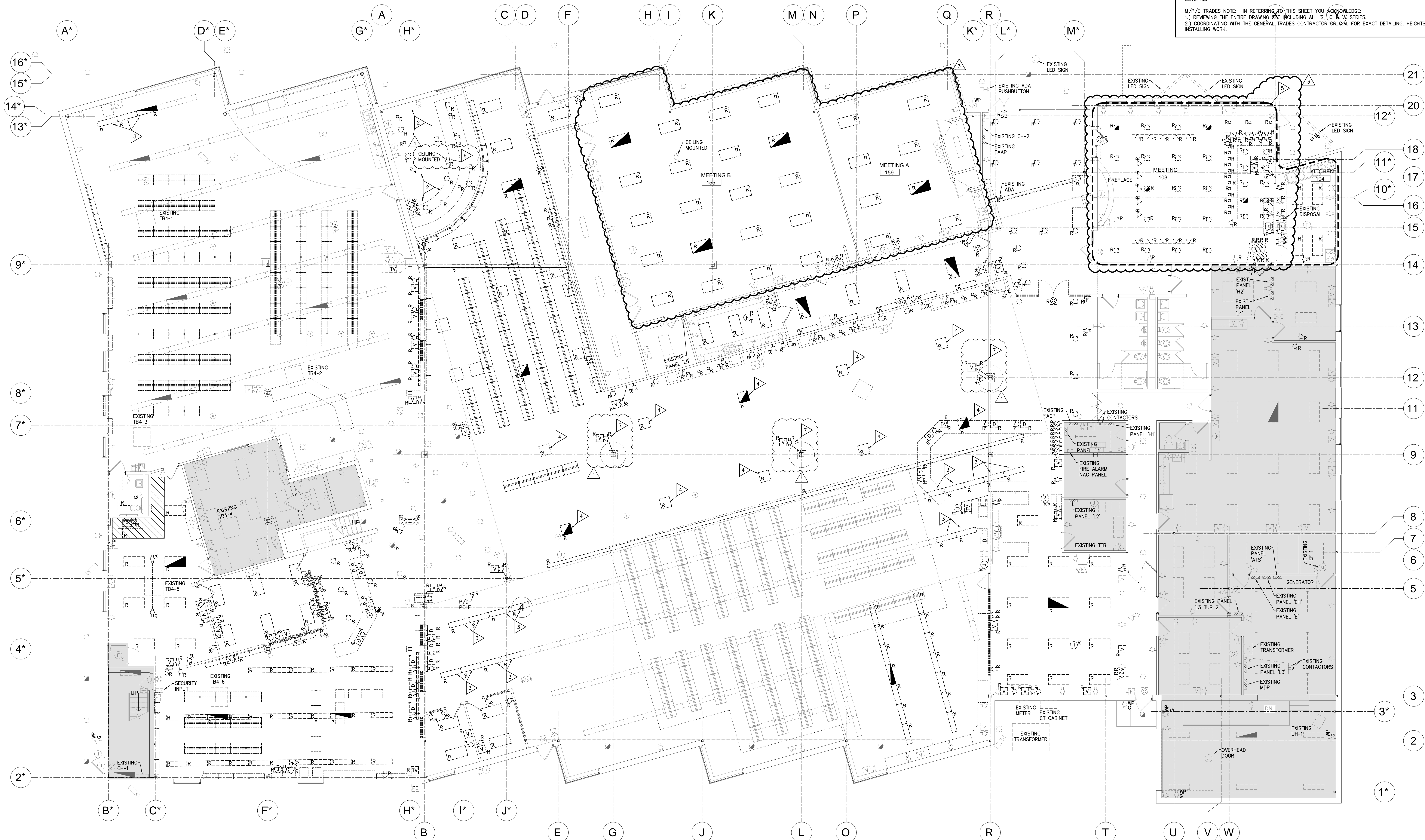
EXISTING ELECTRICAL DEVICES BEING REMOVED IN EXISTING WALLS TO REMAIN SHALL HAVE ALL ASSOCIATED CONDUIT / CONDUCTORS REMOVED BACK TO RESPECTIVE PANELBOARD. ELECTRICAL CONTRACTOR SHALL COORDINATE WITH GENERAL CONTRACTOR FOR PATCHING OF WALL TO MATCH ADJACENT SURFACES, TYPICAL.

1	DISCONNECT MECHANICAL EQUIPMENT FOR REMOVAL BY MECHANICAL CONTRACTOR, ASSOCIATED CONDUIT AND CONDUCTORS SHALL BE REMOVED IN THEIR ENTIRETY TO POINT OF ORIGINATION.
2	ELECTRICAL CONTRACTOR SHALL DISCONNECT AND REMOVE EXISTING FIBER OPTIC LIGHTING SYSTEM IN THIS AREA.
3	ELECTRICAL CONTRACTOR SHALL DISCONNECT LENGTH OF SECTIONS SHOWN. CONTRACTOR SHALL KEEP END CAP OF TUBES RUN FOR REINSTALLATION. REFER TO SHEET E-201 FOR ADDITIONAL INFORMATION.
4	ELECTRICAL CONTRACTOR SHALL REMOVE REMOTE BALLASTS ASSOCIATED WITH MAIN LOBBY PENDENT LIGHTING LOCATED ON THE MEZZANINE CATWALK. CONTRACTOR SHALL REMOVE ALL CONDUIT AND CONDUCTORS BACK TO THE POINT OF ORIGINATION.
5	BASE BID: NO WORK IN THIS AREA.
6	ALTERNATE BID: CONTRACTOR SHALL DEMOLISH ELECTRICAL DEVICES AS SHOWN. PREPARE EXISTING CONDUCTORS FOR NEW WORK AS NECESSARY.
7	CONTRACTOR SHALL DISCONNECT AND REMOVE CEILING MOUNTED RECEPTACLE AND REMOVE CONDUCTORS BACK TO EXISTING JUNCTION BOX ABOVE CEILING AND PREPARE CONDUCTORS FOR NEW WORK.
8	ELECTRICAL CONTRACTOR SHALL DISCONNECT AND REMOVE EXISTING RECEPTABLES AND PREPARE CONDUCTORS AND JUNCTION BOX FOR NEW WORK.

ALL CONTRACTORS, BY MAKING THEIR BID, REPRESENT THAT THEY HAVE READ AND UNDERSTAND THE CONSTRUCTION DOCUMENTS. THE CONTRACTOR SHALL REFER TO THE ENTIRE CONSTRUCTION DOCUMENT SET FOR GUIDANCE ON DIMENSIONS, HEIGHTS, DETAILING, ETC. AND INSTALL THEIR WORK SO AS NOT TO INTERFERE WITH THE INSTALLATION OF ANOTHER DISCIPLINE'S WORK OR THE GENERAL INTENT OF THE CONSTRUCTION DOCUMENTS. IN THE EVENT OF A CONFLICT BETWEEN THE SPECIFICATIONS AND/OR DRAWINGS, THE ARCHITECT SHALL DETERMINE WHICH INFORMATION GOVERNS.

M/P/E TRADES NOTE: IN REFERRING TO THIS SHEET YOU ACKNOWLEDGE:

- (1) REVISIONS TO THE ENTIRE DRAWING SET INCLUDING ALL "S," "M" & "N" SERIES
- (2) COORDINATING WITH THE GENERAL TRADES CONTRACTOR OR C.M. FOR EXACT DETAILING, HEIGHTS, ETC. PRIOR TO INSTALLING WORK.



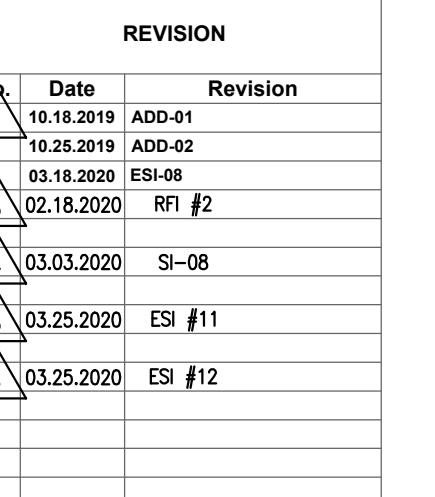
FIRST FLOOR ELECTRICAL DEMOLITION PLAN



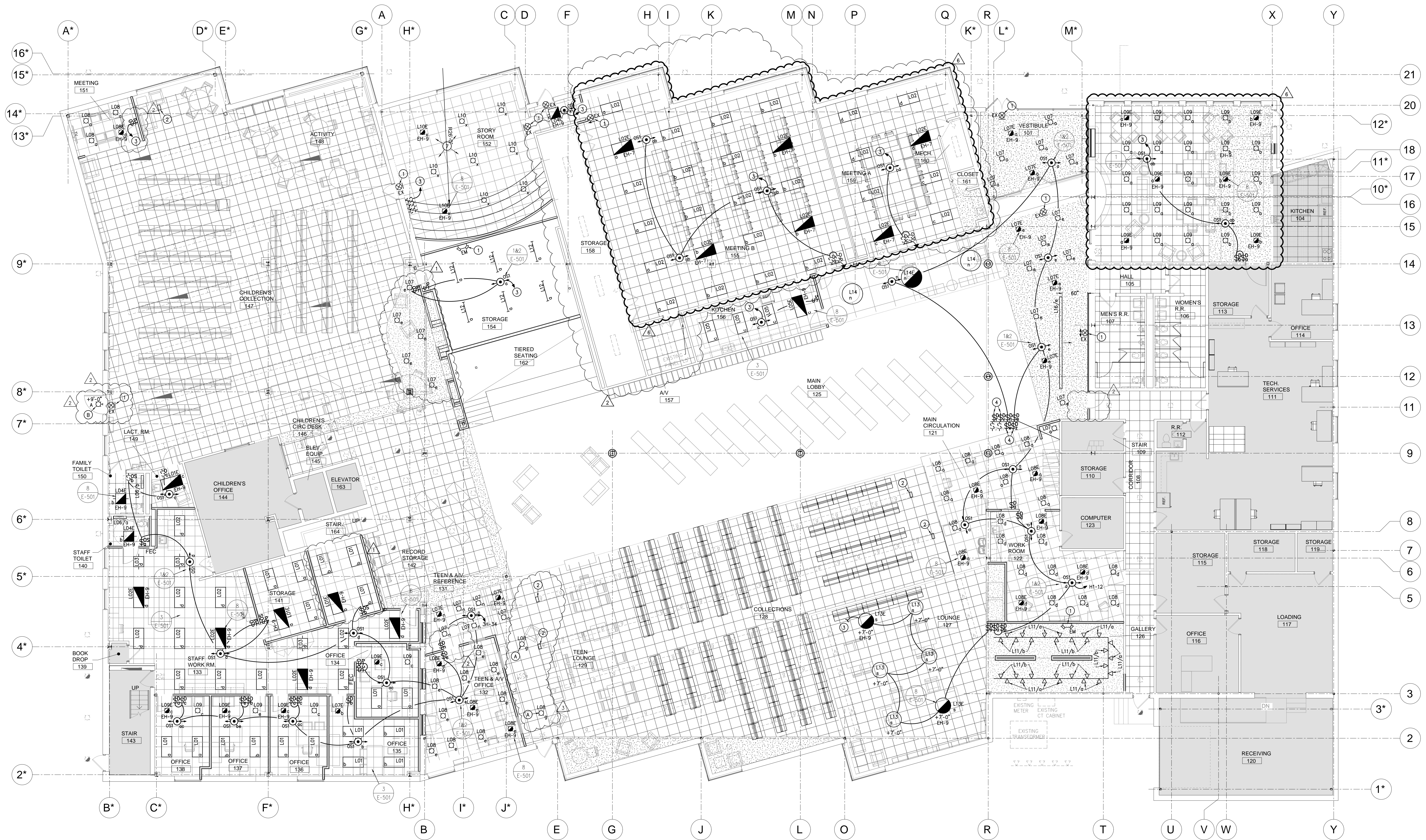
ALL CONTRACTORS, BY MAKING THEIR BID, REPRESENT THAT THEY HAVE READ AND UNDERSTAND THE CONSTRUCTION DOCUMENTS. THE CONTRACTOR SHALL REFER TO THE ENTIRE CONSTRUCTION DOCUMENT SET FOR GUIDANCE ON DIMENSIONS, HEIGHTS, DETAILING, ETC. AND INSTALL THEIR WORK SO AS NOT TO INTERFERE WITH THE INSTALLATION OF ANOTHER DISCIPLINE'S WORK OR THE GENERAL INTENT OF THE CONSTRUCTION DOCUMENTS. IN THE EVENT OF A CONFLICT BETWEEN THE SPECIFICATIONS AND/ OR DRAWINGS, THE ARCHITECT SHALL DETERMINE WHICH INFORMATION GOVERNS.

M/P/E TRADES NOTE: IN REFERRING TO THIS SHEET YOU ACKNOWLEDGE:
1.) REVIEWING THE ENTIRE DRAWING SET INCLUDING ALL 'S', 'C' & 'A' SERIES.
2.) COORDINATING WITH THE GENERAL TRADES CONTRACTOR OR C.M. FOR EXACT DETAILING, HEIGHTS, ETC. PRIOR TO INSTALLING WORK.

- 1 ELECTRICAL CONTRACTOR EXTEND CONDUIT AND CONDUCTORS AS REQUIRED TO TERMINATE EMERGENCY LIGHTING AND ESIS TO EMERGENCY GENERATOR EXISTING CIRCUIT "H-9". CONTRACTOR SHALL PROVIDE ALL HARDWARE AND ACCESSORIES TO PROVIDE A COMPLETE AND FULLY FUNCTIONAL SYSTEM.
- 2 ELECTRICAL CONTRACTOR SHALL RE-INSTALL EXISTING END CAP FROM REMOVED SECTIONS REMOVED ON SHEET E-001. CONTRACTOR SHALL PROVIDE ALL HARDWARE AND ACCESSORIES AS REQUIRED TO SHORTEN EXISTING FIXTURE TO THE LENGTH SHOWN. CONTRACTOR SHALL REPAIR EXISTING FIXTURE(S) TO MATCH EXISTING SECTIONS AS REQUIRED. CONTRACTOR SHALL ENSURE THAT THE EXISTING FIXTURES ARE COMPLETE AND FULLY FUNCTIONAL.
- 3 ELECTRICAL CONTRACTOR SHALL EXTEND CONDUIT AND CONDUCTORS AS REQUIRED TO TERMINATE TO EXISTING LIGHTING CIRCUIT SERVING AREA.
- 4 DIMMING LIGHTING CONTROLS ARE TERMINATED TO OCCUPANCY SENSOR AND LIGHTING FIXTURES SHOWN IN MAIN LOBBY #125 ON SHEET E-202.
- 5 **BASE BID: NO WORK IN THIS AREA.**
- 6 **ALTERNATE BID #1: REFER TO ALTERNATE ELECTRICAL LIGHTING PLAN FOR WORK IN THIS AREA.**
- 7 ELECTRICAL CONTRACTOR SHALL TERMINATE EXISTING LIGHTING FIXTURES TO NEW SWITCHES AT NEW LOCATION.
- 8 ELECTRICAL CONTRACTOR SHALL MAINTAIN EXISTING CIRCUIT SERVING EXISTING FIBER OPTIC STAR LIGHTING FOR FUTURE USE IN EXPANDED STORY ROOM.
- 9 **ALTERNATE BID #2: REFER TO ALTERNATE ELECTRICAL LIGHTING PLAN FOR WORK IN THIS AREA.**
- 10 ELECTRICAL CONTRACTOR EXTEND EXISTING CONDUIT AND CONDUCTORS AS REQUIRED TO TERMINATE NEW FUTURE TYPE 108 TO EXISTING LIGHTING CIRCUIT SERVING AREA.
- 11 ELECTRICAL CONTRACTOR SHALL PROVIDE NEW WALL MOUNTED EXTERIOR LIGHT EQUIVALENT TO LITHONIA #WST LED-P30K-W08-MVLT-ETWH-DOBDO. CONTRACTOR SHALL PROVIDE ALL HARDWARE AND ACCESSORIES TO EXTEND EXISTING CONDUIT AND CONDUCTORS AS REQUIRED TO TERMINATE NEW FUTURE TYPE 14 TO EXISTING EXTERIOR LIGHTING CIRCUIT SERVING EXTERIOR OF THE BUILDING.



E-201



CME Corporation
7235 Vicksburg Pike
Fort Wayne, 46804
Phone: (260) 745-0251

Project: 19218 - Wells County Public Library Interior Renovation
200 W Washington St
Bluffton, Indiana 46714

Prime Contract Potential Change Order #037: CE #070 - SI-16.1 - New Lighting & Diffusers

TO:	Wells County Public Library 200 W Washington Street Bluffton Indiana, 46714	FROM:	CME Corporation 7235 Vicksburg Pike Fort Wayne Indiana, 46804
PCO NUMBER/REVISION:	037 / 1	CONTRACT:	1 - Wells County Public Library Interior Renovation
REQUEST RECEIVED FROM:	Andrew Hesterman (MKM architecture + design)	CREATED BY:	Sean Hayes (CME Corporation)
STATUS:	Pending - In Review	CREATED DATE:	4/28 /2020
REFERENCE:		PRIME CONTRACT CHANGE ORDER:	None
FIELD CHANGE:	Yes		
LOCATION:	155/159	ACCOUNTING METHOD:	Amount Based
SCHEDULE IMPACT:		PAID IN FULL:	No
		TOTAL AMOUNT:	\$13,644.76

POTENTIAL CHANGE ORDER TITLE: CE #070 - SI-16.1 - New Lighting & Diffusers

CHANGE REASON: Client Request

POTENTIAL CHANGE ORDER DESCRIPTION: *(The Contract Is Changed As Follows)*

CE #070 - SI-16.1 - New Lighting & Diffusers

See attached SI-16 - New Lighting & Diffusers in 103, 128, 155 and 159.

- Confirm lead times
- Installation in phase 2.
- Contractor to provide the cost for the demolition of lighting in Meeting Room A 159, and Meeting Room B 155, as shown on attached documents.
- Contractor to provide the cost for the addition of new fixtures specified in Meeting Room A - 159 and Meeting Room B - 155 as shown on attached documents.
- Contractor to provide all hardware, accessories, conduit and conductors for a complete and code compliant system.
- Contractor to provide the cost to carefully disconnect and remove all the ceiling mounted supply air diffusers and return air grilles located in the suspended acoustical ceiling of Meeting Room 103, Meeting Room A 159, and Meeting Room B 155.
- Mechanical contractor shall provide and install new ceiling mounted supply air diffusers and return air grilles in the same location as previously removed diffusers and grilles and re-connect to the existing ductwork.
- All new diffusers and grilles are to match the type and size called out on the Diffuser Schedule found on sheet M-501 of construction documents.
- All supply air diffusers shall be Titus 24"x24" model "TMS" with a neck size required to match existing ductwork. All return air grilles shall be Titus 24"x24" model "50F".

4/28/2020

- **MKM - Please remove the lighting scope changes / costs for Meeting 103. New lighting will remain as shown on original Alternate.**
- **CME - This PCO excludes new lighting in Meeting 103 shown on SI-16.1. New lighting will be provided per current construction documents.**
- **CME - This PCO includes new diffusers in Meeting 103 per SI-16.1 as new diffusers are not provided under the alternate per current construction documents.**

ATTACHMENTS:

[INM PR - SI 16_1 REVISED.pdf](#) [AMS - SI-16.1 Quote.pdf](#) [SI-16.1 - New Ceiling & Lighting.pdf](#)

#	Cost Code	Description	Type	Amount
1	16-16050 - Basic Electrical Materials	INM - SI-16.1 Scope less lighting in 103	Commitment	\$ 9,160.00
2		CME OH&P 5% on INM		\$ 458.00
3	15-15500 - HVAC	AMS - Replace diffusers per SI-16.1 including 103	Commitment	\$ 2,843.00
4		CME OH&P 5% on AMS		\$ 142.15
5	02-02050 - Demolition	CME - Other dumpster	Other	\$ 590.00
6	01-01011 - Project Superintendent	CME - Supervision	Labor	\$ 173.60
7		CME - OH&P 10%		\$ 76.36
8	01-01910 - P & P Bond	CME - Bond	Other	\$ 201.65
Subtotal:				\$13,644.76
Grand Total:				\$13,644.76

	Rejected: Proceed per Original Contract	
	Approved to Proceed with Work: Change Order Forthcoming	
	Approved to Proceed with Work: Use Owner Contingency	
	Other: _____	
By:		Date:

3195 W 922N. Huntington, IN 46750
P. 260-224-3377 E. Paul@INMcorp.net

Pricing Requested**INM Electric Resulting from SI 16.1**Project Well County Public LibraryDate 5/7/20

The following is to be considered as a change in the scope of work and/or the specification of required material from the original design of the project listed above.

New lighting in meeting rooms 155, 159 and 128.Note: Lead time on light fixtures is approximately 6 weeks from time of order.

Total Cost of changes to original contract	Add Labor	\$2490
	Add Material (Fixtures)	\$4780
	Add (Dimmers)	\$320
	Add (GTD)	\$400
	Add (Ceiling Occ Sens)	\$320
	Add Material (wire/raceway/hardware)	\$850
	Total Additional Cost	\$9160

The above changed are as a result of:

SI 16.1 CE 070

These changes are approved by

(Name) _____

(Title) _____

On (Date) _____

Sean Hayes

From: Steve <steve@airmgtsys.com>
Sent: Tuesday, April 14, 2020 10:20 AM
To: Sean Hayes
Subject: WCPL SI-16

Labor and Materials to replace GRD'S Rms 103,155,159

Labor \$1,430.00
Mat \$1,413.
Total \$2,843.00

Steven Johnson
President
4927 Avondale Drive
Fort Wayne, IN 46806
Phone: (260)744-5717
Fax: (260)745-5854
Email: steve@airmgtsys.com