

NOTES:

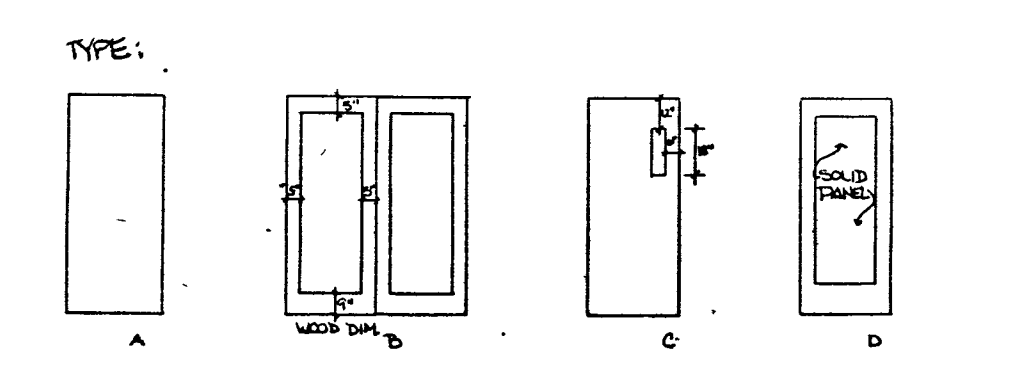
**ROOM FINISH SCHEDULE**

Room	Floor	Base (4" typ)	Walls	Ceiling	Height
100 Entry Vestibule	Walk Off Mat		Paint	Drywall	12'-0"
101			Stone (W wall) Brick (E wall)		
102 Hallway	Carpet	Wood	Paint	Lay-in "B"	8'-0"
103 Mens Restroom	VCT	Rubber	Paint	Lay-in "B"	8'-0"
104 Womens Restroom	VCT	Rubber	Paint	Lay-in "B"	8'-0"
106 Main Circulation Deck	Carpet	Wood	Paint Brick (E wall)	Drywall	Varies 12' & 15' to 20'
108 Children's Story Hour	Carpet	Rubber	Vinyl	Lay-in "B"	8'-0"
109 Storage	VCT	Rubber	Paint	Lay-in "B"	8'-0"
110 Toilet	VCT	Rubber	Paint	Drywall	8'-0"
111 Children's Office	Carpet	Rubber	Vinyl	Lay-in "B"	8'-0"
113 Children Stacks	Carpet	Wood	Paint	Lay-in "C"	10'-0"
115 Adult Seating	Carpet	Wood	Paint	Lay-in "D" Lay-in "F"	Varies 15'-0" & 20'-0"
117 Young Adults	Carpet	Wood	Paint	Lay-in "F"	15'-0" & 20'-0"
118 Reference Office	Carpet	Rubber	Vinyl	Lay-in "B"	8'-0"
120 Public Access Comp.	Carpet	Rubber	Paint	Lay-in "B"	8'-0"
121 Study Room	Carpet	Rubber	Paint	Lay-in "B"	8'-0"
122 Study Room	Carpet	Rubber	Paint	Lay-in "B"	8'-0"
123 Reference Stacks	Carpet	Wood	Paint	Lay-in "B" Lay-in "F"	Varies 15'-0" & 20'-0"
124 Indiana Collection	Carpet	Wood	Vinyl	Lay-in "A"	10'-0"
128 Main Stacks	Carpet	Wood	Paint	Lay-in "D"	12'-0"
129 Mechanical Mezzanine	Concrete		Open to Above		
130 Tech Services	Carpet	Rubber	Vinyl	Lay-in "B"	8'-0"
131 A.V. Workroom	Carpet	Rubber	Vinyl	Lay-in "B"	8'-0"
133 Computer Room	VCT	Rubber	Paint	Lay-in "B"	8'-0"
134 Storage	VCT	Rubber	Paint	Lay-in "B"	8'-0"
135 Hallway	Carpet	Wood	Paint	Lay-in "B"	8'-0"
136 Staff Toilet	VCT	Rubber	Paint	Drywall	8'-0"
138 Admin/Reception	Carpet	Wood	Vinyl	Lay-in "D"	8'-0"
139 Office	Carpet	Wood	Vinyl	Lay-in "D"	8'-0"
140 Office	Carpet	Wood	Vinyl	Lay-in "D"	8'-0"
141 Office	Carpet	Wood	Vinyl	Lay-in "D"	8'-0"
142 Storage	VCT	Rubber	Paint	Lay-in "D"	8'-0"
143 Staff Room	Carpet	Rubber	Vinyl	Lay-in "B"	8'-0"
145 Stairs	VCT	Rubber	Paint	Open to Above	
147 Receiving	VCT	Rubber	Paint	Lay-in "B"	8'-0"
149 Storage	VCT	Rubber	Paint	Drywall	8'-0"
151 Janitor Storage	Sealed Concrete	Rubber	Paint	Open to Above	
152 Storage	Sealed Concrete	Rubber	Paint	Open to Above	
153 Loading	Sealed Concrete	Rubber	Paint	Open to Above	
154 Shipping & Receiving	VCT	Rubber	Paint	Lay-in "B"	8'-0"
156 Book Drop	Sealed Concrete	Rubber	Paint	Lay-in "B"	8'-0"
157 Hallway	Carpet	Wood	Paint	Lay-in "B"	8'-0"
160 Meeting Room	Carpet	Wood	Vinyl	Lay-in "D"	8'-0" - 10'-0"
161 Kitchenette	VCT	Rubber	Paint	Lay-in "B"	8'-0"
162 Storage	VCT	Rubber	Paint	Lay-in "B"	8'-0"

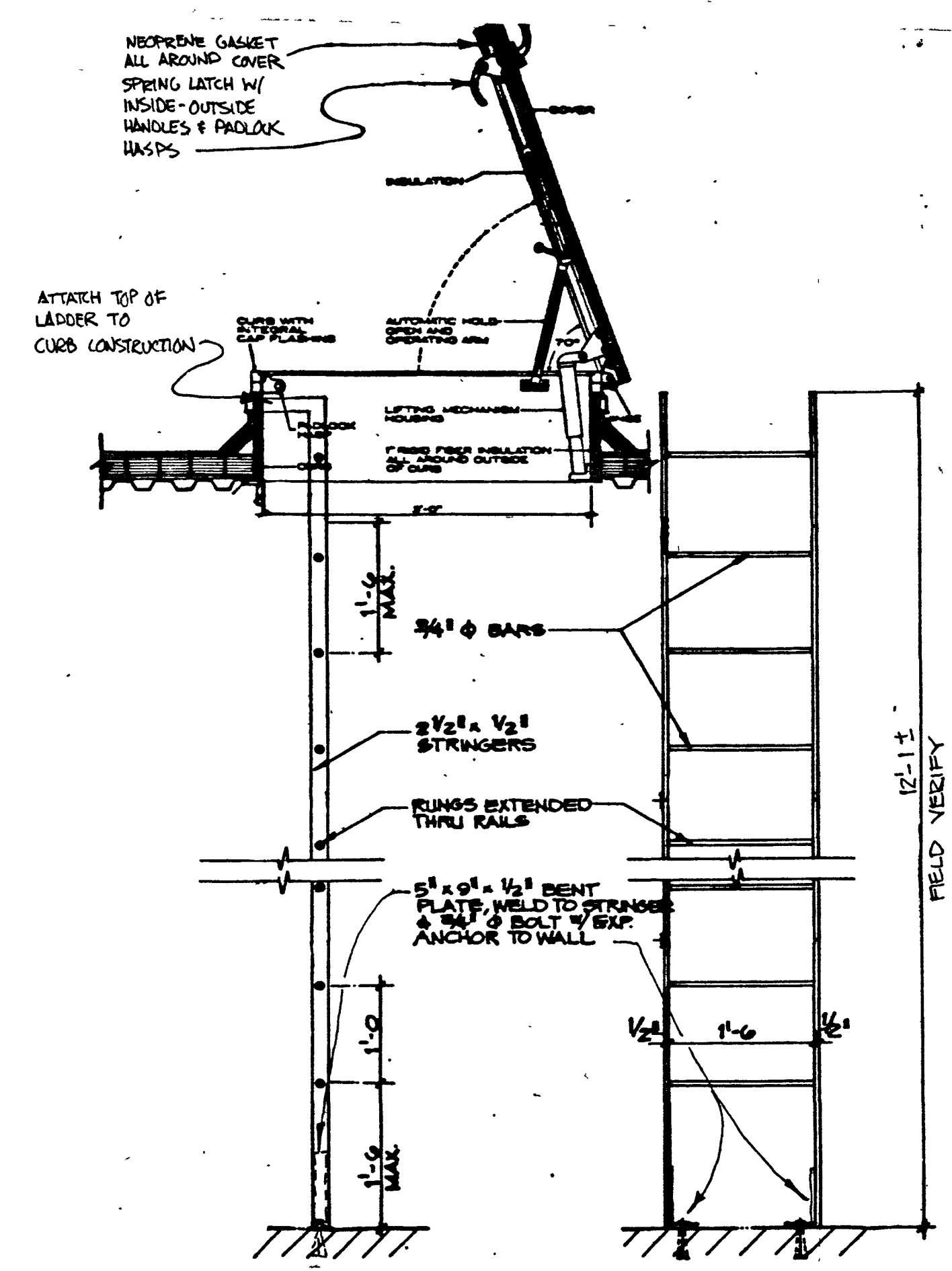
**DOOR SCHEDULE**

Door Mark	Door Size	Type	Thick-ness	Con-struction	Face & Finish	Glass	Assembly	Frame
100	3' x 7'	B	X	AL	FL	Insul.	-	AL
101	(2) 3' x 7'	B	X	AL	FL	CT	-	AL
103	3' x 7'	A	X	X	X	-	-	X
104	3' x 7'	A	X	X	X	-	-	X
108	3' x 7'	C	X	X	X	-	-	X
109	3' x 7'	A	X	X	X	-	-	X
110	3' x 7'	A	X	X	X	-	-	X
111	3' x 7'	C	X	X	X	-	-	X
118	3' x 7'	C	X	X	X	-	-	X
120	3' x 7'	C	X	X	X	-	-	X
121	3' x 7'	C	X	X	X	-	-	X
122	3' x 7'	C	X	X	X	-	-	X
124	(2) 3' x 7'	B	X	X	X	-	-	X
129	3' x 7'	A	X	HM	X	-	20 min.	X
130	3' x 7'	C	X	X	X	-	-	X
131	3' x 7'	C	X	X	X	-	-	X
133	3' x 7'	A	X	X	X	-	20 min.	X
134	3' x 7'	A	X	X	X	-	-	X
136	2'-6" x 7'	A	X	X	X	-	-	X
138	3' x 7'	C	X	X	X	-	-	X
139	3' x 7'	C	X	X	X	-	-	X
140	3' x 7'	C	X	X	X	-	-	X
141	3' x 7'	C	X	X	X	-	-	X
142	3' x 7'	A	X	X	X	-	20 min.	X
143	3' x 7'	A	X	X	X	-	-	X
144	3' x 7'	C	X	X	X	-	20 min.	X
145	3' x 7'	A	X	X	X	-	-	X
147	3' x 7'	A	X	X	X	-	-	X
149	3' x 7'	A	X	X	X	-	20 min.	X
151	3' x 7'	A	X	X	X	-	-	X
152	3' x 7'	A	X	X	X	-	20 min.	X
154	3' x 7'	A	X	X	X	-	-	X
155	3' x 7'	A	X	X	X	-	-	X
157	3' x 7'	D	X	HM	FL	-	-	AL
160	(2) 3' x 7'	C	X	X	X	-	-	X
161	3' x 7'	A	X	X	X	-	-	X
162	3' x 7'	A	X	X	X	-	-	X
163	3' x 7'	D	X	AL	FL	-	-	AL
164	3' x 7'	D	X	HM	FL	-	-	AL

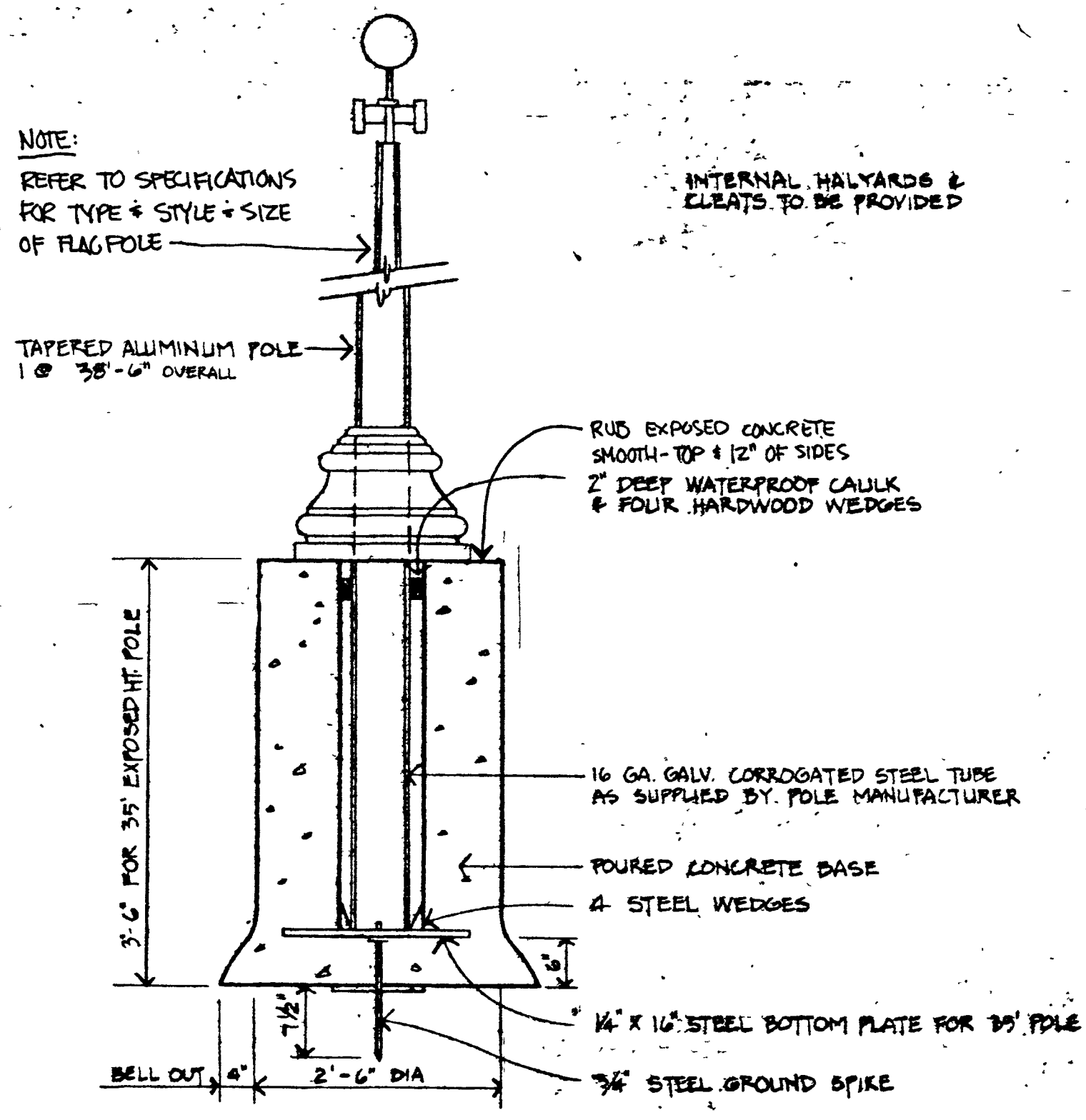
Door Thickness: 1-3/4" thick unless otherwise noted.  
Construction: Typical: Solid Core - X  
HM: Hollow Metal  
AL: Aluminum Glass  
NC: Hollow Core  
Facing: Typical: Red Oak - X  
AL: Aluminum  
MP: Metal Paint  
FL: Fluorocarbon Finish  
Glass: CT: Clear Tempered  
CW: Clear Wire  
Frame Type: Typical: Hollow Metal - X



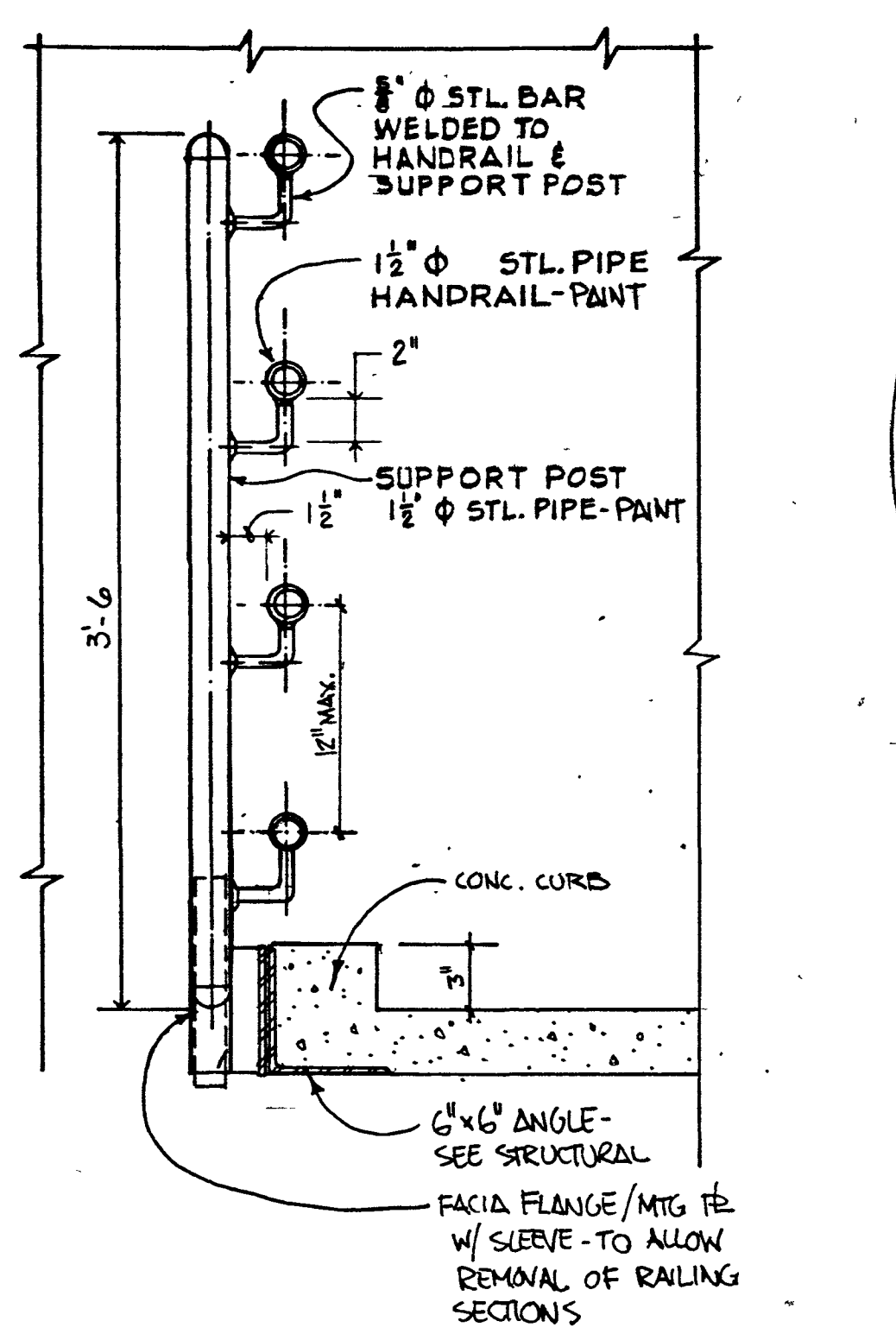
Ceiling Key  
"A" = Armstrong Cirrus Classic Motif Cocillon  
"B" = Armstrong Cirrus  
"C" = Armstrong Textured Suprafine 2000  
"D" = Armstrong Classic Deep Cirrus  
"E" = Armstrong Regular Painted Hubby



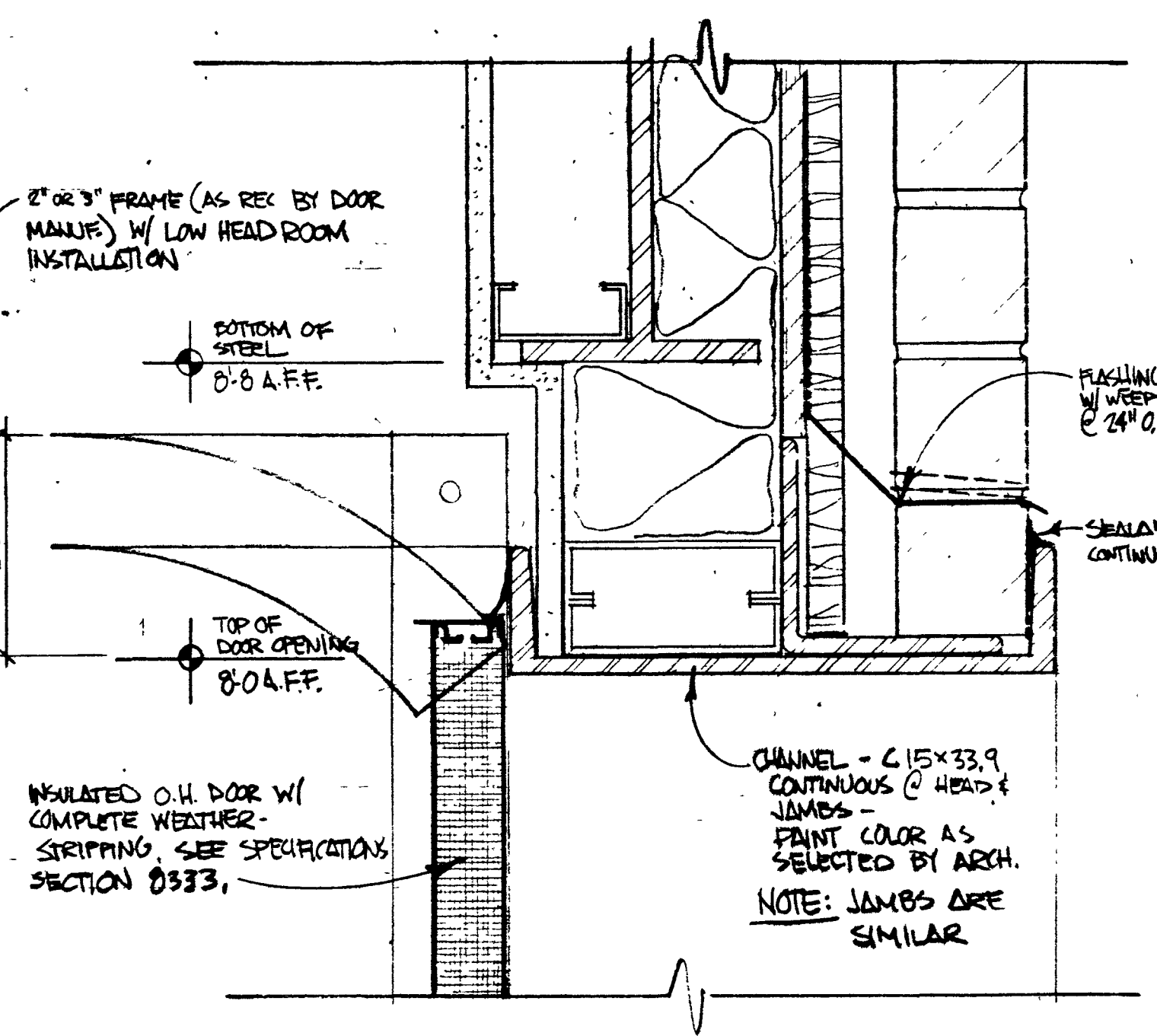
**1 ROOF HATCH & LADDER DETAIL**  
A3.6 NTS



**3 FLAG POLE DETAIL**  
A3.6 NTS



**2 HANDRAIL DETAIL**  
A3.6 SCALE: 1/2" = 1'-0"



**4 GARAGE DOOR HEAD DETAIL**  
A3.6 SCALE: 3/8" = 1'-0"

1111  
5222  
333  
444  
555  
666  
777  
888  
999  
000

T 1  
B  
G  
A3.6  
b  
c

NEW FACILITY FOR  
**BLUFFTON - WELLS COUNTY PUBLIC LIBRARY**  
BLUFFTON, INDIANA 46714

